

Dynamic Ear Receiver Specification

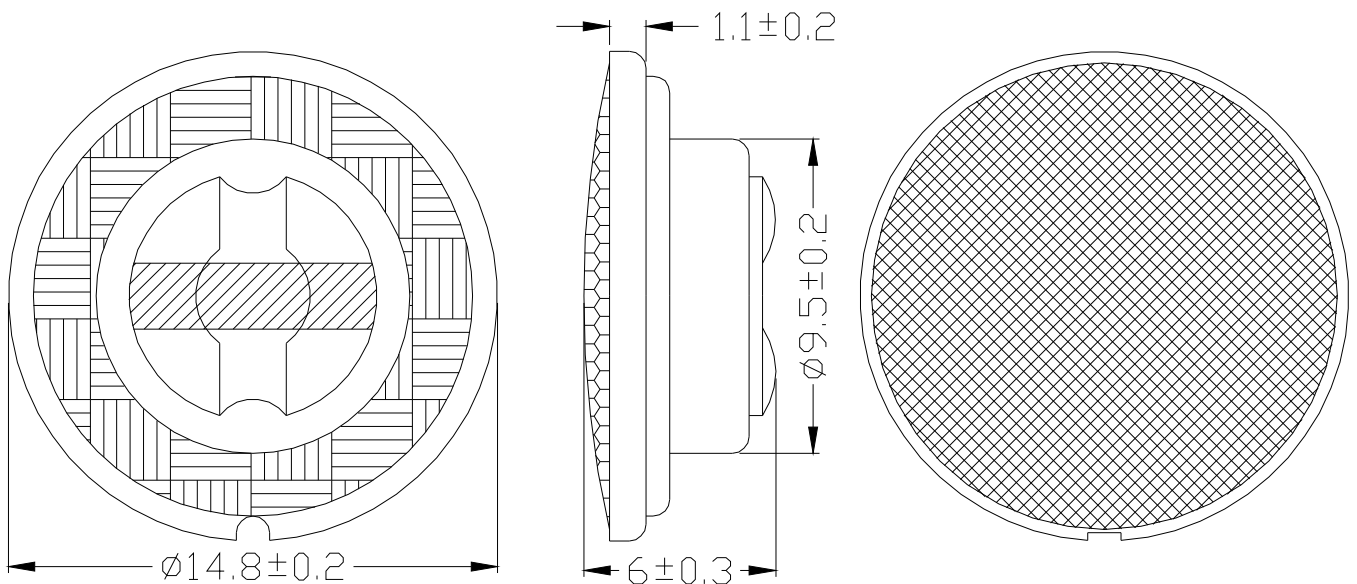
Customer		DES	CHK	APP
Part No.	Customer No	Amy Xiao	David Qian	Techie
	Our Part No			

Receiver Specification

No.	Item	Specification	Testing Condition
1.	Rated Imp	32ohm±15%	At 1 kHz 1.0V
2.	D.C Impedance	29.7ohm±10%	At 20°C
3.	Output S.P.L.	112±3dB	At 1mW IEC318 1KHz
4.	Input Power	Rated Power 5mW	Max Power 10mW
5.	Frequency Range	20----20KHz	Output S.P.L. -10dB
6.	Operation	Must Be Normal	Program Source 5mW
7.	Buzzes & Rattles	Must Be Normal	Sine Wave 0.4V
8.	Distortion	5% Max	Input 100mV at 1000Hz
9.	Magnet	Size: Φ6.5×1.5mm Weight: 0.35g	
10.	Flux Density	-----Gauss	
11.	Load Test	At rated power white noise is applied for 96 hours and then should Satisfy the test described under item 2 and 7.	
12.	Heat Test	After having been in a test chamber for 96 hours at the condition of +60°C ±3°C and then left 2 hours in a room. Should satisfy the described under item 2 and 7.	

Our P/N: 15E1068-3P2.5-6F22

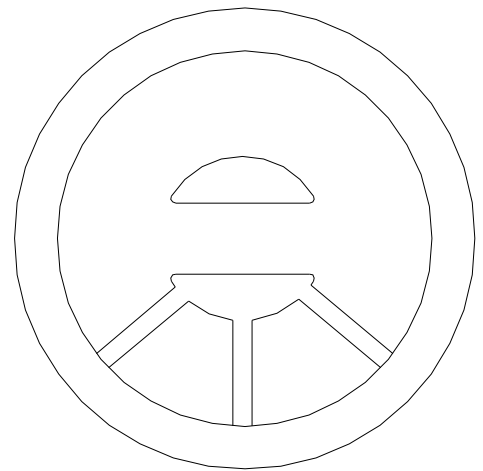
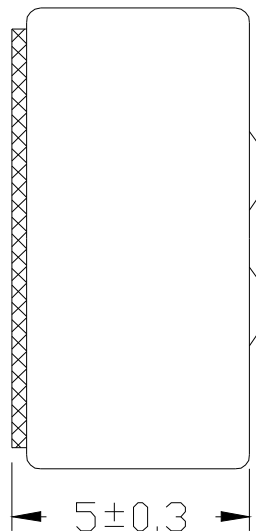
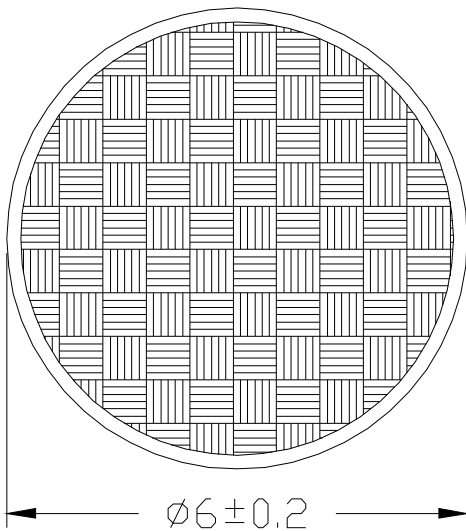
14.	Cold Test	After having been in a test chamber for 96 hours at the condition of $-25^{\circ}\text{C} \pm 3^{\circ}\text{C}$ and then left 2 hours in a room. Should satisfy the described under item 2 and 7.
15.	Humidity	After having been in a test chamber for 96 hours at the condition of $40^{\circ}\text{C} \pm 2^{\circ}\text{C}$ 90~95% R.H and then left 4 hours in a room. Should satisfy the described under item 2 and 7.
16.	Drop Test	Drop the speakers contained in normal box onto a board 5mm thick 2 times from a height of 0.75m and the should satisfy the test described under item 1 and 7.
17.	Polarity	When a positive D.C current is applied to the voice terminal marked red, the diaphragm shall move forward.
18.	Operating Temperature	-20°C to $+50^{\circ}\text{C}$
20.	Storage Temperature	-25°C to $+60^{\circ}\text{C}$
21.	Weight	0.65g/PCS



Our P/N: 15E1068-3P2.5-6F22

Microphone Specification

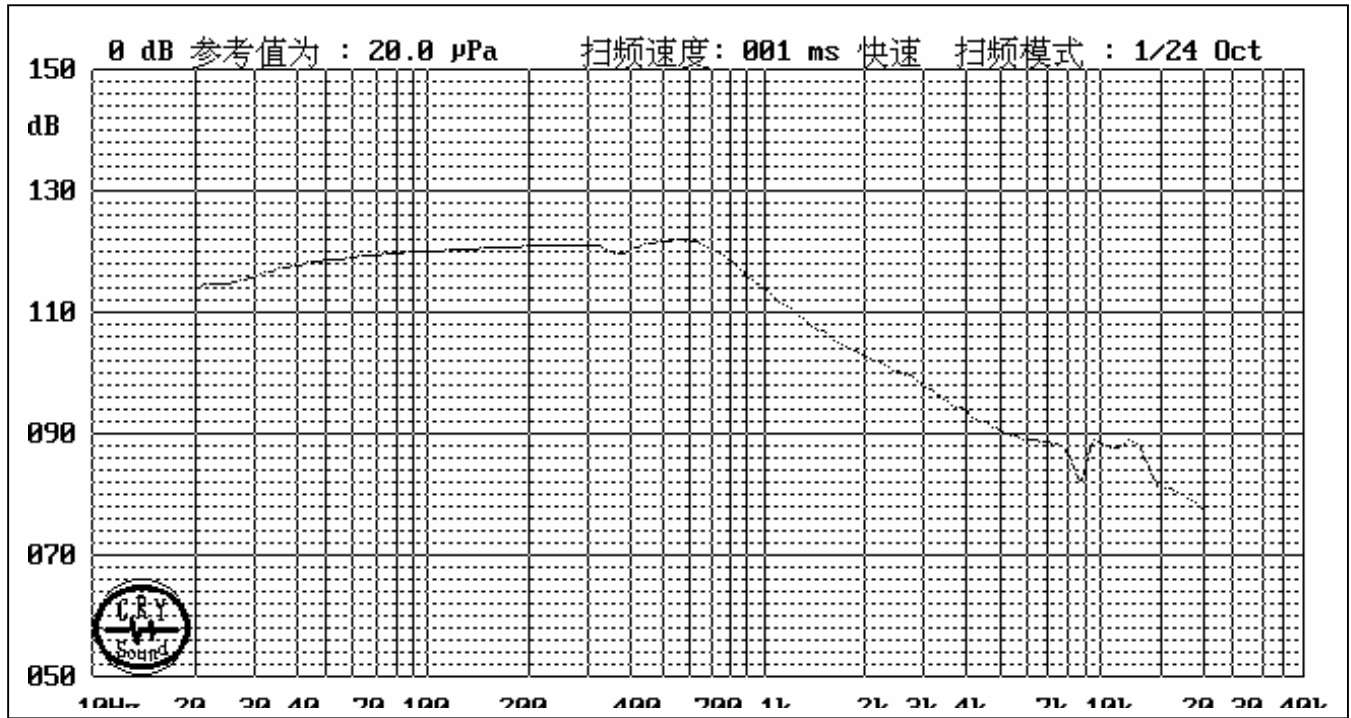
No.	Item	Specification
1.	Model	Φ6×5 58dB
2.	Sensitivity	58dB±2dB at 1KHz
3.	Impedance	Max: 2.2KΩ at 1KHz
4.	Resonance Freq	150Hz±50Hz
5.	Frequency Range	FO--16000Hz
6.	Current CONSUMPTION	Max: 0.5mA
7.	S/N ratio	Min: 58dB at 1KHz



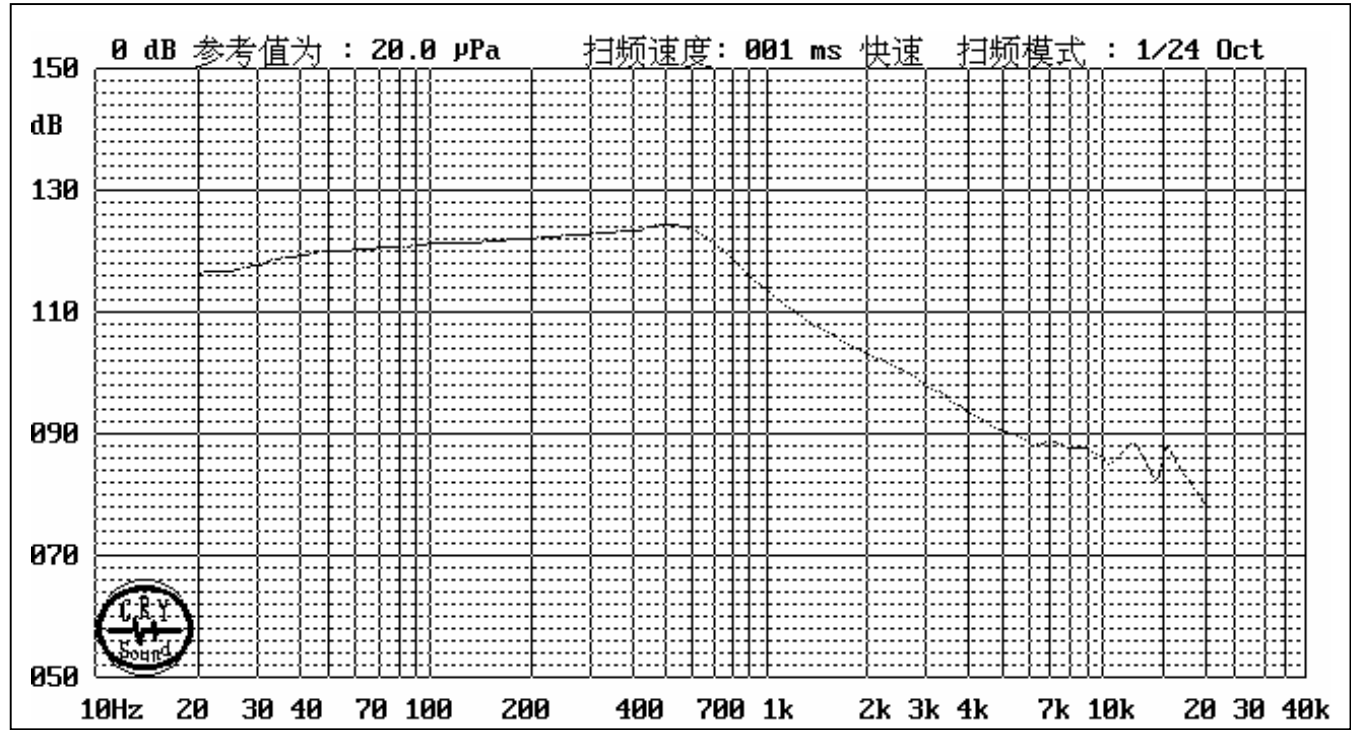
Our P/N: 15E1068-3P2.5-6F22

Frequency Response

Left ear

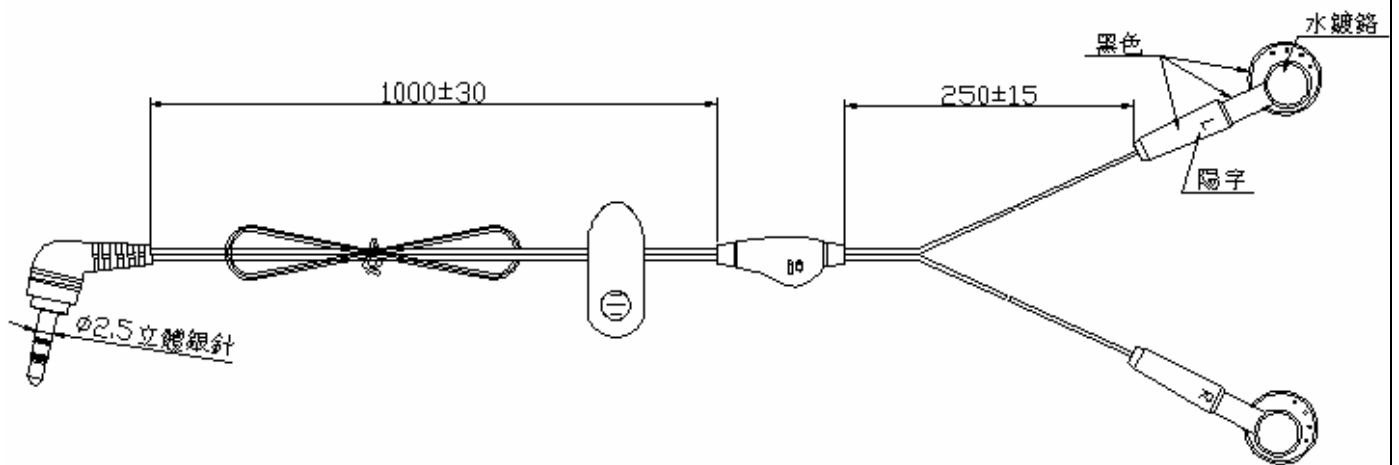
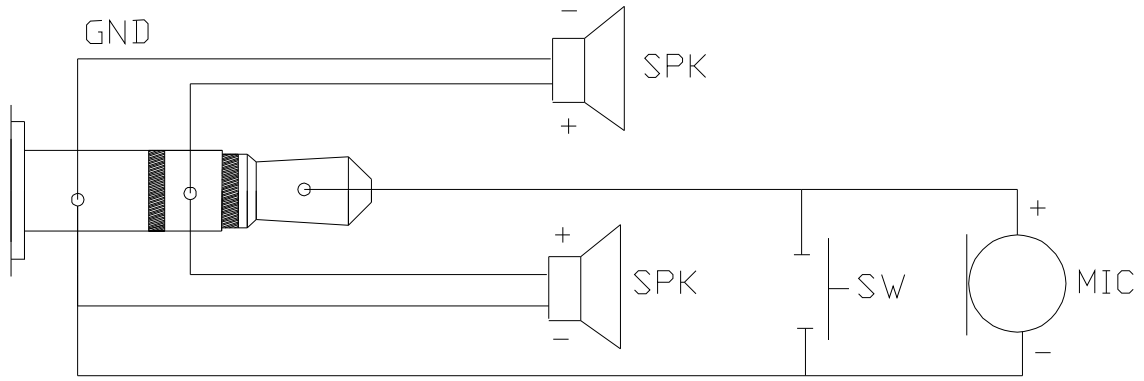


Right ear



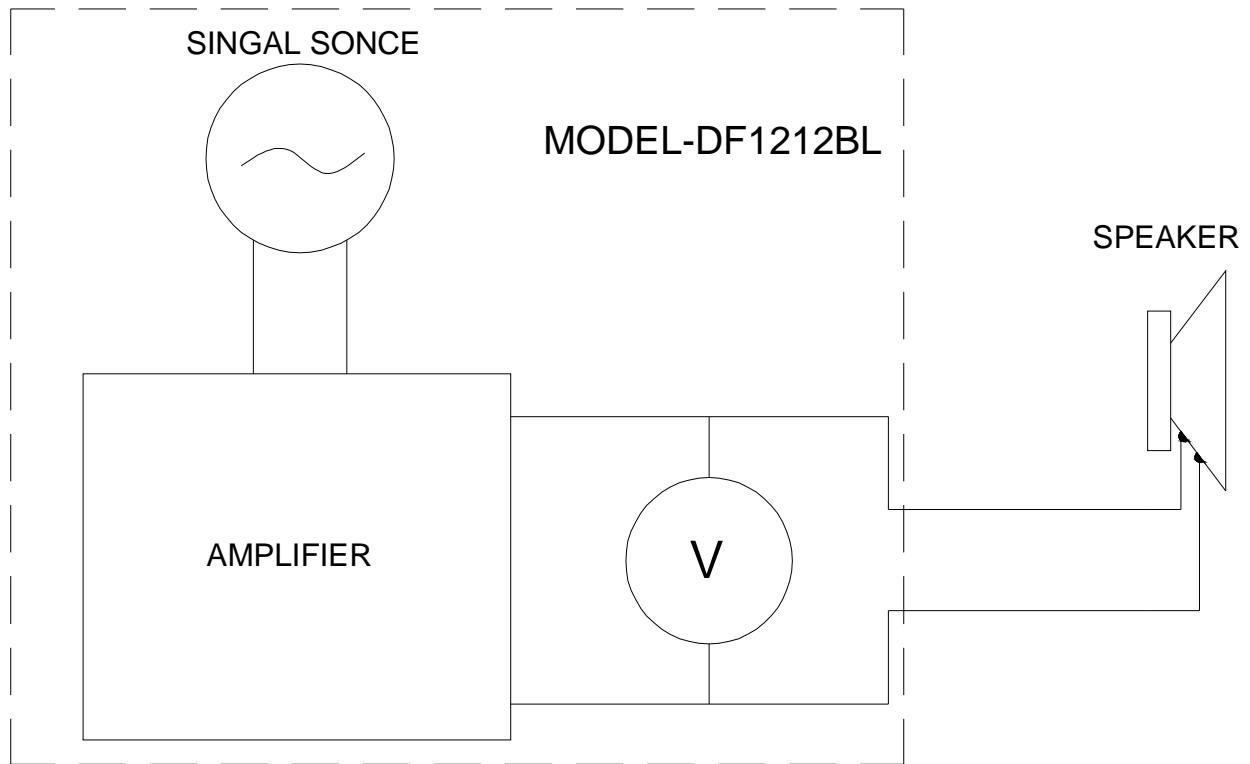
Our P/N: 15E1068-3P2.5-6F22

Product Outside View



Our P/N: 15E1068-3P2.5-6F22

Noise Testing



Testing Method	
Item	Testing Condition
1. Testing voltage	U=0.4V
2. Testing Frequency Range	From 100Hz to 2500Hz
3. Testing speed	S \geq 0.8s/Cycle
4. Operation	The distance from speaker to tester's ear is 1cm